


THE MCCLURE FAMILY FOUNDATION &  
THE SPRINGER CHILDREN'S THEATRE  
PRESENT:



## PRODUCTION DATES:

*Sept. 30, Oct. 1, 7 & 8 at 7PM*


*Oct. 1 & 8 at 2PM*

## ACTIVITIES

### DRAW YOUR OWN SIDEWALK ART

For this activity, you will need (but are not limited to):

- Construction Paper
- Scissors
- Markers
- Crayons
- Chalkboards
- Chalks (of many colors)
- An actual Sidewalk



If it is possible to conduct this activity outside on an actual sidewalk, that would be ideal. However, they can certainly stay in the classroom and pretend they are on their own sidewalk (whether they are at their desks or spread around the room) with their own chalk or markers. Then have them create whatever world they would like, starting with the setting. What plants would be around? What animals? What bugs? What type of people? Is it in the country or the city? Day or night? Summer or winter? Etc. Get the students to be as specific and detailed as possible. Have them create their own world with pictures.

### “I’m Finished With You, And A-Lemon Kazoo”

In the play *Oliviatown*, Olivia has her own, special phrase she says whenever she finishes a drawing. “I’m finished with you and a lemon kazoo.” It doesn’t necessarily mean anything, but Olivia likes the rhyming quality of it. Have the students create their own phrase so it should be fun but meaningful to them. Do they have a favorite word? What can it rhyme with? Or is there an alliterative phrase they can use? (I like to look at licorice lizards.) When would they say their phrase? Have the students be as specific as possible about why they chose the words they chose.

Once everyone has come up with their own phrase, have the students share their phrases aloud. Have the students explain why they chose those words and why they chose to say their phrase during or after a certain activity. Then have them try their phrases out during that day, saying their phrase whenever their activity happens.

*Ex: Billy chose to say “Whoop-de-doo How do you do?” whenever he meets a new friend on the playground. He said it four times today!*

## (Your Name) town

*Oliviatown* is a place in Olivia's imagination where she has many friends that she draws and plays with. During this activity, your students will use their imagination to create their own town where they can do *whatever* they like. But they have to be specific. Your students will write a short narrative about the kind of town it is. For example, is it a baseball town, a Barbie town, an Army town, a mud town, underwater town, outer space town, upside-down town? Who lives there? Is there a mayor? Is there a mall? Are there schools? What's the coolest thing?

Once the student has come up with a general theme for their town, they will imagine and begin to write about a specific character's average day. Who are *they* in the town, (doctor, lawyer, baker?) do they have friends and what do they do for fun? Encourage the students to go push their imagination a bit and talk about whatever they would like in the town. (Keeping in mind what is school appropriate of course.) Is there a big event coming up and they are the center of attention? Is there a crisis in town, can they be the hero?


After they have a good idea of their town, the students will then write a **commercial** about *why* people should move to their town. Focusing on making things interesting and persuasive, the student will begin to pitch or advertise their town. Have the students go as far as to present their advertisements to the class and have the class vote on where they would like to live.

The students should focus on using descriptive language as well as persuasive words to advertise their town.

## Be Your Own Sidewalk Character

In *Oliviatown*, there are characters that live in the chalk-world who are called *creters*, like critters, but from concrete. They are bright, colorful-looking characters with larger-than-life personalities. They are thrilled to visit the human world, and they go a little nuts for a while, but they know they must return to the sidewalk before it rains.

Have each student create an alter ego for themselves that is similar to one of the *creters*. In other words, a character that they like, and one who may have similar traits and interests, but a character who is also very different from them. For example: tall if they are short; muscular if they are not; famous, super human, someone with two heads, arms made of titanium, ears that can act as a cocoon or something fantastical. Have them create distinct personality traits and reasons why their alter ego acts the way they do. For example, does their alter ego cry every time someone mentions puppies or does their alter ego despise pizza crust? Make sure to have them be *specific* in their reasoning. Have each student give their alter ego a specific name and a reason as to why they chose that name.



## “Can We Go Outside?”

In *Oliviatown*, the characters are all worried about when it is going to rain. Have your students look at the local forecast and decide what days would be good days to draw on the sidewalk and what days wouldn't be so good. If you feel extra adventurous, *go outside* and draw with chalk!!

Then have them discuss why some days are better. Also, have them look at different types of clouds and what those types of clouds mean. What type of cloud means rain? Are there clouds that don't mean it's going to rain? How does that affect when you can draw on the sidewalk?

## During the Show

During the show, we ask that your students practice good theatre etiquette, which is outlined as follows:

- **Listen!** This is important because you will be hearing actors perform live for you. It's important that you listen very well so that you don't miss anything and so that you don't disturb others around you.
- **Respond!** This is a live performance before a live audience. Your part is to let the actors know that you appreciate the show. That means laughing at funny parts, cheering when it's called for, applauding when you like something, and perhaps even shrieking when you are scared. Remember to always respond respectfully and appropriately. These are live actors and their performance will be affected by your reactions.
- **Be quiet when needed!** Often in the theater, we pretend the audience is not there. That's why we put the audience in the dark. You have to be quiet and play along. Sometimes you need to pretend you are listening in but not letting anyone know you are there.
- **Be considerate of those around you!** Don't kick the back of the seat in front of you, and don't talk during the performance, because it might disturb those around you.



**After the performance has ended, Applaud!** When the performance is over, it's important to show your appreciation by applauding for the performers. In some performances, you might hear people applaud or cheer during the performance, and sometimes that's OK. However, often the audience holds their applause until after the performance has ended. When you do applaud, respond enthusiastically.

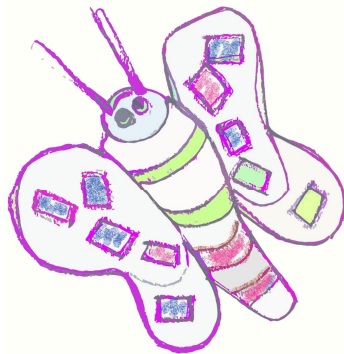
(taken from [hawaiiitheatre.com/theatre\\_etiquette.htm](http://hawaiiitheatre.com/theatre_etiquette.htm))

**\*SPECIAL to the Springer Opera House\* Talk Back!** Following the performance, the actors and crew members will come out on stage, introduce themselves and take questions from the audience. This is your chance to make a comment about the show or ask a question. For example: Where do the costumes come from? Who made the set? How did they pop out of the sidewalk? Is it fun being an actor?

## Post-Show Questions

After your class has seen the show and returned to your classroom, it is important to revisit the show and its themes, so here are some questions that may help aid discussion: (feel free to add your own)

- What was your favorite part of the play *Oliviatown*?
- If you read the book, how was the play similar to the book? How was it different?
- Which sidewalk character was your favorite? Why?
- Which sidewalk character was most like you?
- What do you think the character Libby learned anything about herself and her work?
- Olivia seems to have an incredibly active imagination? Do you? Why is having an imagination a good thing? Is it ever a not-so-good thing?
- If you had your own town on the sidewalk, what would you draw?
- If characters in your town came to life, what would they do?
- What do you want to grow up to be?
- If you could speak to yourself in the future, what would you say?



## OLIVIATOWN – from SONG to BOOK to PLAY

Scribbles sometimes take life. No one knows that better than singer/song writer Allen Levi. He was recording a CD in Franklin, Tenn., just south of Nashville. Olivia, the 4-year-old daughter of his producer, inspired him with her sidewalk scribbles. He couldn't forget the young girl and her chalk art. When he got home, he found himself scribbling a thank you song for the work Olivia's father had done on his CD. Levi thought that was it: "I never thought it would go any further."

But that song, "Oliviatown," inspired a collaboration with Columbus artist Garry Pound for a children's book. As Garry went through Allen's songs, he was attracted to one song, a song about creating art on a sidewalk. The song attracted Garry because it was about the creative process itself. "When we usually think about art and the creative process, it's about creating a timeless work of art that will speak to the generations," Garry said. "But it's more about the

process. It's more about coming to terms with the world around us. Garry liked the way that Olivia jumps right back into drawing after the rain washes her chalk art away.

In 2005, *Oliviatown* became Columbus's biggest selling children's book. When Pound and Levi held a reading and book signing at Barnes and Noble, it was the store's biggest event ever in Columbus.

About the same time, Levi and Pound approached Ron Anderson, director of the Springer Children's Theatre, to adapt the book for the stage. Anderson used the general outline of the book, the inspiration of the song and his own imagination to create a completely new version of the Oliviatown story.

In Anderson's adaptation, the scribbles literally come to life. As Anderson stared at Garry Pound's artwork, he imagined the figures in Olivia's drawings springing out of the sidewalk and interacting with Olivia. "Their names are Hinky, Smudge and Mrs. Dots," said Anderson referring to the colorful chalk characters. "Olivia creates them, but she doesn't control their actions once they're out. The four friends go on fantastic adventures that will delight young audiences as well as their parents."

## CAST BIO'S

**Ruth Anne Hasty** (*Olivia – Red Team*) is a 6<sup>th</sup> grader at Brookstone School. Ruth Anne has been a Springer Theatre Academy student for four years. She has appeared as a Munchkin in the Springer's production of *The Wizard of Oz*, and as Amaryllis in her school's production of *The Music Man*.

**Julia Harbison** (*Olivia – Blue Team*) attends Britt David Magnet Academy, where she is in 5<sup>th</sup> grade. Julia has been studying acting at the Springer Theatre Academy for four years and was recently acknowledged as Best Team Player for her class group. This is Julia's first play.

**Allen Levi** (*story and music*) wrote Oliviatown after he was inspired by the chalk artwork of young Olivia as he was leaving her home. This lawyer turned singer-songwriter lives on a farm in Hamilton, although he travels across the United States performing. He has written hundreds of songs and has produced multiple CDs of original music. For more information, visit his Web site at [www.allenlevi.com](http://www.allenlevi.com).

**Garry Pound** (*illustrator*) grew up in an artistic environment. He received his doctorate in comparative arts in 1985 and has since worked as a professional artist and illustrator. He lives in Columbus with his wife Mamie and two sons, Murphey and Theo, where they own and operate the historic inn, the Rothschild-Pound House. To see more of his work, visit [www.garrypound.com](http://www.garrypound.com)

**Ron Anderson** (*director/playwright*) is the Springer's associate artistic director and Theatre Academy director. Ron has directed Mainstage productions of *The Diary of Anne Frank*, *Man of La Mancha*, *Jekyll & Hyde*, *Phantom*, *The Crucible*, *My Fair Lady*, plus Springer Children's Theatre productions of *Sideways Stories from Wayside School*, *Sarah, Plain and Tall*, *James and the Giant Peach*, and his own adaptation of Jimmy Carter's *The Little Baby Snoogle-Fleejer*.

# Oliviatown—Cast & Crew

## CAST

*Olivia*  
*Hinky/Murphey*  
*Smudge/Theo*  
*Mrs. Dots/Lilly*

*Libby*  
*Corporal Harris*

## RED TEAM

Julia Harbison  
Blake Lowry  
Rachel Mullahy  
Rebecca Ames

Lisa Cesnik\*  
James Decker\*  
*\*performs with Both Teams*

## BLUE TEAM

Ruth Anne Hasty  
Winston Walker  
Marisa Nunez  
Taylor Ann Yaughn


## PRODUCTION

Director  
Stage Manager  
Costumes  
Properties  
Projections  
Lighting  
Technical Director  
House Manager  
Assistant Stage Manager

Crew

Greeter

Ron Anderson  
K.T. Underwood  
Tiffany Galey  
Dona Pierce  
Hampton Bishop  
Abbey Dutton  
Sam Renner  
Kristen Metcalfe  
Shelley McMoy  
Jessi Corser  
Kaysee Cross  
Sean Henning  
**Snicket the Cricket**



## Write Us a Letter

The Cast and Crew of *Oliviatown* would love to hear from you. If you would like to write us a letter or draw a picture of something you particularly liked at the performance, we would be very pleased to receive your letter. They can be mailed to us directly at:

Springer Children's Theatre, 103 Tenth Street, Columbus, GA 31901

